

**K I N G**

**K I N G**

Nimbus V

DT2021170-V3

[kingliving.com](http://kingliving.com)

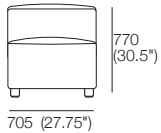
# Nimbus V

## General Components

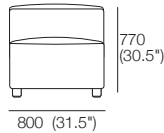
### Recliner Modules

Front View shown without Arms

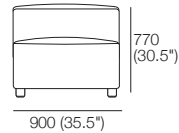
#### 700R Module



#### 800R Module

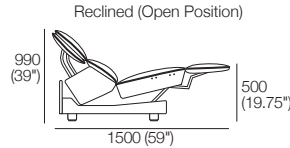
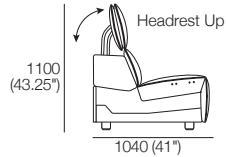
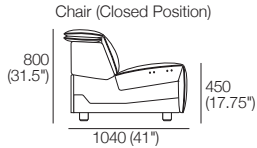


#### 900R Module



### Modules 700R | 800R | 900R

Side View shown without Arms



### Legs

Leg (STD)

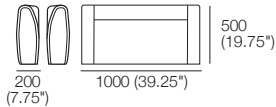


### Leg-High



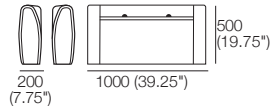
### Arms Compact LH & RH

Front | Side View  
Leather Detail



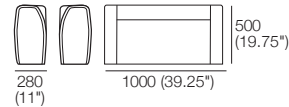
### Arm Compact SMART LH & RH

For SMART Accessories: Lights | Tables  
Front | Side View  
Leather Detail



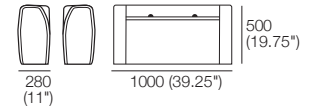
### Arm Wide LH & RH

Front | Side View  
Leather Detail



### Arm Wide SMART LH & RH

For SMART Accessories: Lights | Tables  
Front | Side View  
Leather Detail



Effective February 2024, Nimbus V uses TouchGlide® Technology. The weight limit for the recliner mechanism used in Nimbus V is 130kg (286.5lb). The weight limit for Nimbus V footrest is 15kg (33lb). Maximum allowable subwoofer dimensions: Height: 415 (16.5") Width: 220 (8.75") Depth: 640 (25.25"). King Living has a policy of continuous improvement, changes to products and specifications may be made without prior notice. Images and drawings are representative of design only. Accessories not included.

**IMPORTANT: ALWAYS FULLY RETRACT THE FOOTREST BEFORE SITTING IN OR GETTING OUT OF THE RECLINER.** To avoid damage to your recliner, the reclining function should only be operated when you are seated in the recliner. Any open footrests, which have a 15kg (33lb) weight limit, must be closed before getting out of or into the seat. Sliding forward over the footrest to get out of the seat or getting into a fully reclined seat may cause damage to the mechanism of the recliner and can result in the sofa tipping forward in extreme cases. This built-in tipping point was specifically designed to preserve the integrity of the mechanism if too much pressure is placed on it and to avoid permanent damage. Damage caused by improper use of Recliners will not be covered under Warranty.

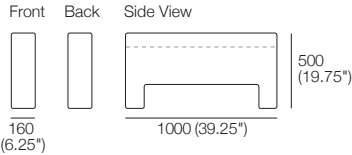
# Nimbus V

## Media Components

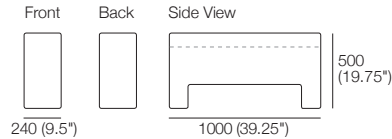
### Media Consoles

For in between modules

#### Media Console Compact



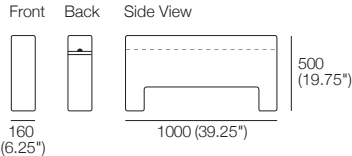
#### Media Console Wide



#### Media Console Compact SMART

SMART Pockets (rear)

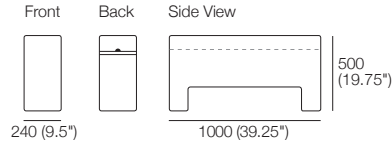
For SMART Accessories: Lights | Tables



#### Media Console Wide SMART

SMART Pockets (rear)

For SMART Accessories: Lights | Tables

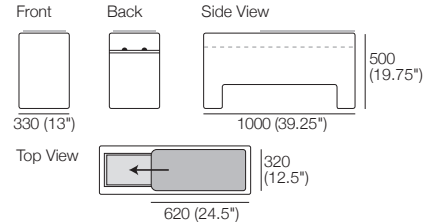


#### Media Console Storage XW SMART (Extra Wide)

SMART Pocket (rear) for SMART Accessories:

Brackets | Lights | Tables | Wireless Device Charging

Storage: **W**220 (8.75") x **L**832 (32.75") x **H**440 (17.25")

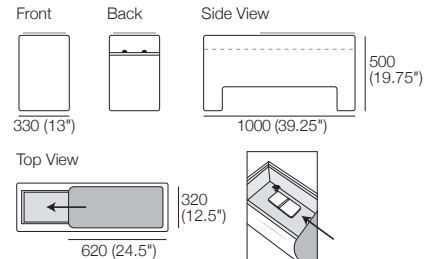


#### Media Console Storage XW SMART Charge (Extra Wide)

SMART Pocket (rear) for SMART Accessories:

Brackets | Lights | Tables | Wireless Device Charging

Storage: **W**220 (8.75") x **L**832 (32.75") x **H**440 (17.25")



Effective February 2024. Nimbus V uses TouchGlide® Technology. The weight limit for the recliner mechanism used in Nimbus V is 130kg (286.5lb). The weight limit for Nimbus V footrest is 15kg (33lb). Maximum allowable subwoofer dimensions: Height: 415 (16.5") Width: 220 (8.75") Depth: 640 (25.25"). King Living has a policy of continuous improvement, changes to products and specifications may be made without prior notice. Images and drawings are representative of design only. Accessories not included.

**IMPORTANT: ALWAYS FULLY RETRACT THE FOOTREST BEFORE SITTING IN OR GETTING OUT OF THE RECLINER.** To avoid damage to your recliner, the reclining function should only be operated when you are seated in the recliner. Any open footrests, which have a 15kg (33lb) weight limit, must be closed before getting out of or into the seat. Sliding forward over the footrest to get out of the seat or getting into a fully reclined seat may cause damage to the mechanism of the recliner and can result in the sofa tipping forward in extreme cases. This built-in tipping point was specifically designed to preserve the integrity of the mechanism if too much pressure is placed on it and to avoid permanent damage. Damage caused by improper use of Recliners will not be covered under Warranty.

# Nimbus V

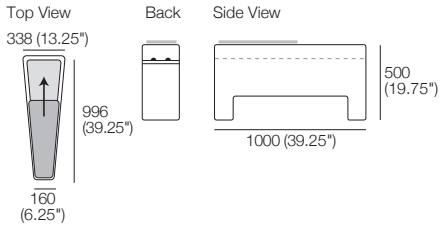
## Media Components | Accessories

### Media Consoles: Wedge

For in between modules

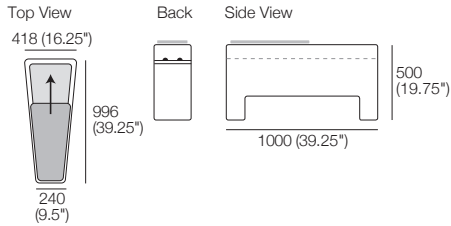
#### Media Console Wedge S Compact SMART

SMART Pocket (rear) for SMART Accessories:  
Brackets | Lights | Tables | Wireless Device Charging  
Storage: **W**220/50 (8.75"/2") x **L**832 (32.75") x **H**440 (17.25")



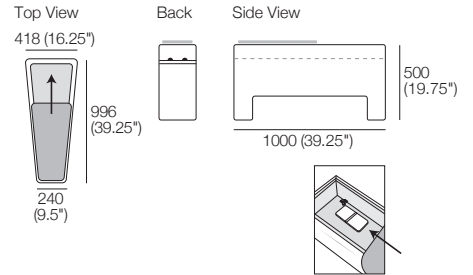
#### Media Console Wedge S Wide SMART

SMART Pocket (rear) for SMART Accessories:  
Brackets | Lights | Tables | Wireless Device Charging  
Storage: **W**300/130 (11.75"/5") x **L**832 (32.75") x **H**440 (17.25")



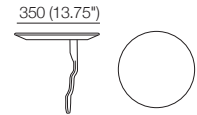
#### Media Console Wedge S Wide SMART Charge

SMART Pocket (rear) for SMART Accessories:  
Brackets | Lights | Tables | Wireless Device Charging  
Storage: **W**300/130 (11.75"/5") x **L**832 (32.75") x **H**440 (17.25")

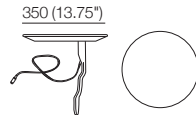


### SMART Pocket Accessories

#### Table 350 Round



#### Charge Table 350 Round

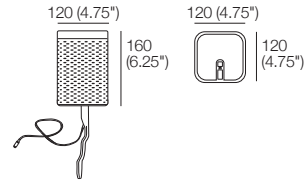


#### King Sofa Light LED



#### Sonos Bracket

Compatible with:  
Sonos Play 1; Sonos One; Sonos One SL



Effective February 2024. Nimbus V uses TouchGlide® Technology. The weight limit for the recliner mechanism used in Nimbus V is 130kg (286.5lb). The weight limit for Nimbus V footrest is 15kg (33lb). Maximum allowable subwoofer dimensions: Height: 415 (16.5") Width: 220 (8.75") Depth: 640 (25.25"). King Living has a policy of continuous improvement, changes to products and specifications may be made without prior notice. Images and drawings are representative of design only. Accessories not included.

**IMPORTANT: ALWAYS FULLY RETRACT THE FOOTREST BEFORE SITTING IN OR GETTING OUT OF THE RECLINER.** To avoid damage to your recliner, the reclining function should only be operated when you are seated in the recliner. Any open footrests, which have a 15kg (33lb) weight limit, must be closed before getting out of or into the seat. Sliding forward over the footrest to get out of the seat or getting into a fully reclined seat may cause damage to the mechanism of the recliner and can result in the sofa tipping forward in extreme cases. This built-in tipping point was specifically designed to preserve the integrity of the mechanism if too much pressure is placed on it and to avoid permanent damage. Damage caused by improper use of Recliners will not be covered under Warranty.

K I N G



DT2021 1182-V4

[kingliving.com](http://kingliving.com)

Nimbus V Packages

# Nimbus V

## Packages: 3 Seaters

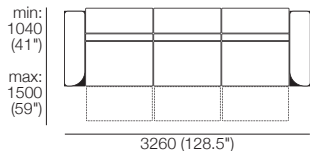
### Packages

**RW** (Recliner + Wide Arms) | **RC** (Recliner + Compact Arms)

**SMART** (SMART Pockets™) | Modules Depth 1040–1500 (41–59")

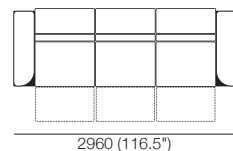
#### 3 STR 900RW

3x 900R,  
2x ArmWide



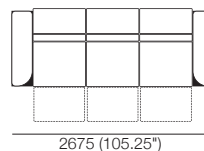
#### 3 STR 800RW

3x 800R,  
2x ArmWide



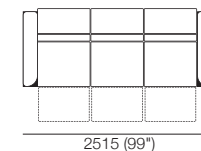
#### 3 STR 700RW

3x 700R,  
2x ArmWide



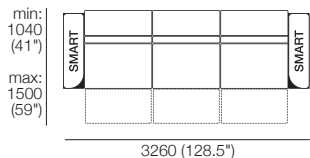
#### 3 STR 700RC

3x 700R,  
2x ArmCompact



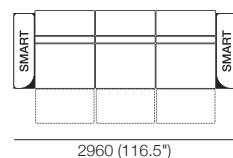
#### 3 STR 900RW SMART

3x 900R,  
2x ArmWide SMART



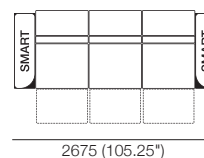
#### 3 STR 800RW SMART

3x 800R,  
2x ArmWide SMART



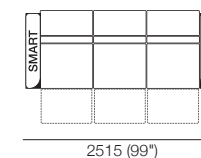
#### 3 STR 700RW SMART

3x 700R,  
2x ArmWide SMART



#### 3 STR 700RC SMART

3x 700R,  
2x ArmCompact SMART



Effective September 2024, Nimbus V uses TouchGlide® Technology. The weight limit for the recliner mechanism used in Nimbus V is 130kg (286.5lb). The weight limit for Nimbus V footrest is 15kg (33lb). Maximum allowable subwoofer dimensions: Height: 415 (16.5") Width: 220 (8.75") Depth: 640 (25.25"). King Living has a policy of continuous improvement, changes to products and specifications may be made without prior notice. Images and drawings are representative of design only. Accessories not included.

**IMPORTANT: ALWAYS FULLY RETRACT THE FOOTREST BEFORE SITTING IN OR GETTING OUT OF THE RECLINER.** To avoid damage to your recliner, the reclining function should only be operated when you are seated in the recliner. Any open footrests, which have a 15kg (33lb) weight limit, must be closed before getting out of or into the seat. Sliding forward over the footrest to get out of the seat or getting into a fully reclined seat may cause damage to the mechanism of the recliner and can result in the sofa tipping forward in extreme cases. This built-in tipping point was specifically designed to preserve the integrity of the mechanism if too much pressure is placed on it and to avoid permanent damage. Damage caused by improper use of Recliners will not be covered under Warranty.

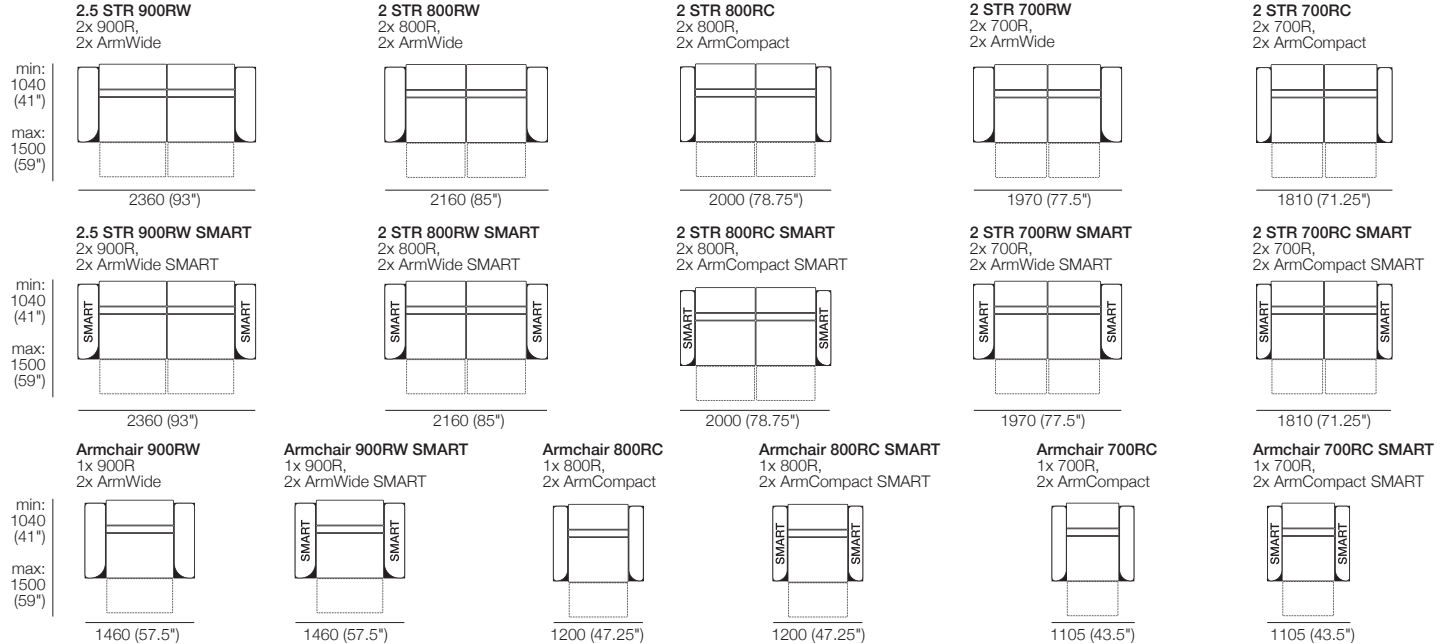
# Nimbus V

## Packages: 2 Seaters | Armchairs

### Packages

**RW** (Recliner + Wide Arms) | **RC** (Recliner + Compact Arms)

**SMART** (SMART Pockets™) | Modules Depth 1040–1500 (41–59")



Effective September 2024, Nimbus V uses TouchGlide® Technology. The weight limit for the recliner mechanism used in Nimbus V is 130kg (286.5lb). The weight limit for Nimbus V footrest is 15kg (33lb). Maximum allowable subwoofer dimensions: Height: 415 (16.5") Width: 220 (8.75") Depth: 640 (25.25"). King Living has a policy of continuous improvement, changes to products and specifications may be made without prior notice. Images and drawings are representative of design only. Accessories not included.

**IMPORTANT: ALWAYS FULLY RETRACT THE FOOTREST BEFORE SITTING IN OR GETTING OUT OF THE RECLINER.** To avoid damage to your recliner, the reclining function should only be operated when you are seated in the recliner. Any open footrests, which have a 15kg (33lb) weight limit, must be closed before getting out of or into the seat. Sliding forward over the footrest to get out of the seat or getting into a fully reclined seat may cause damage to the mechanism of the recliner and can result in the sofa tipping forward in extreme cases. This built-in tipping point was specifically designed to preserve the integrity of the mechanism if too much pressure is placed on it and to avoid permanent damage. Damage caused by improper use of Recliners will not be covered under Warranty.

# Nimbus V

## General Dimensions: Modules + Media Consoles

Modules + Media Consoles: MC or MC Wedge

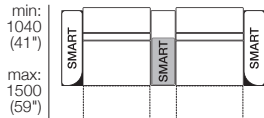
RW (Recliner + Wide Arms) | RC (Recliner + Compact Arms) | SMART (SMART Pockets™) | Charge (Wireless Device Charging)

XW (Extra Wide) | Configurations | Dimensions | Drawings with SMART components shown

**2.5STR 900RW + Media**  
2x 900R, 2x ArmWide,  
1x MC Storage XW SMART

**2.5STR 900RW + Media SMART**  
2x 900R, 2x ArmWide SMART,  
1x MC Storage XW SMART

**2.5STR 900RW + Media SMART Charge**  
2x 900R, 2x ArmWide SMART,  
1x MC Storage XW SMART Charge

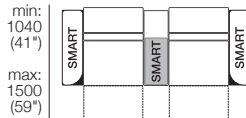


2690 (106")

**2STR 800RW + Media**  
2x 800R, 2x ArmWide,  
1x MC Storage XW SMART

**2STR 800RW + Media SMART**  
2x 800R, 2x ArmWide SMART,  
1x MC Storage XW SMART

**2STR 800RW + Media SMART Charge**  
2x 800R, 2x ArmWide SMART,  
1x MC Storage XW SMART Charge

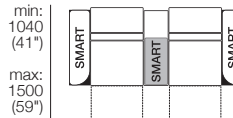


2490 (98")

**2STR 700RW + Media Console**  
2x 700R, 2x ArmWide,  
1x MC Storage XW SMART

**2STR 700RW Media SMART**  
2x 700R, 2x ArmWide SMART,  
1x Media Console Storage XW SMART

**2STR 700RW Media SMART Charge**  
2x 700R, 2x ArmWide SMART,  
1x MC Storage XW SMART Charge

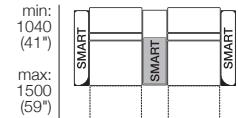


2300 (99.5")

**2STR 700RC Media**  
2x 700R, 2x ArmCompact,  
1x MC Storage XW SMART

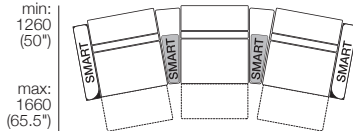
**2STR 700RC Media SMART**  
2x 700R, 2x ArmCompact SMART,  
1x Media Console Storage XW SMART

**2STR 700RC Media SMART CHARGE**  
2x 700R, 2x ArmCompact SMART,  
1x MC Storage XW SMART Charge



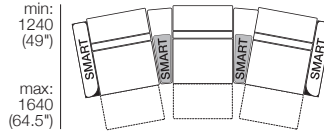
2140 (84.25")

**3STR 900RC + MC Wedge Storage SMART**  
3x 900R, 2x ArmCompact SMART,  
2x MC Wedge Storage Compact SMART



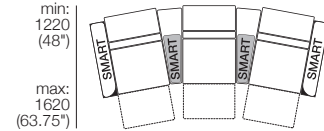
3760 (148")

**3STR 800RC + MC Wedge Storage SMART**  
3x 800R, 2x ArmCompact SMART,  
2x MC Wedge Storage Compact SMART



3460 (136.25")

**3STR 700RC + MC Wedge Storage SMART**  
3x 700R, 2x ArmCompact SMART,  
2x MC Wedge Storage Compact SMART



3170 (125")

Effective September 2024, Nimbus V uses TouchGlide® Technology. The weight limit for the recliner mechanism used in Nimbus V is 130kg (286.5lb). The weight limit for Nimbus V footrest is 15kg (33lb). Maximum allowable subwoofer dimensions: Height: 415 (16.5") Width: 220 (8.75") Depth: 640 (25.25"). King Living has a policy of continuous improvement, changes to products and specifications may be made without prior notice. Images and drawings are representative of design only. Accessories not included.

**IMPORTANT: ALWAYS FULLY RETRACT THE FOOTREST BEFORE SITTING IN OR GETTING OUT OF THE RECLINER.** To avoid damage to your recliner, the reclining function should only be operated when you are seated in the recliner. Any open footrests, which have a 15kg (33lb) weight limit, must be closed before getting out of or into the seat. Sliding forward over the footrest to get out of the seat or getting into a fully reclined seat may cause damage to the mechanism of the recliner and can result in the sofa tipping forward in extreme cases. This built-in tipping point was specifically designed to preserve the integrity of the mechanism if too much pressure is placed on it and to avoid permanent damage. Damage caused by improper use of Recliners will not be covered under Warranty.



# Nimbus V

## General Dimensions: Modules + Media Consoles

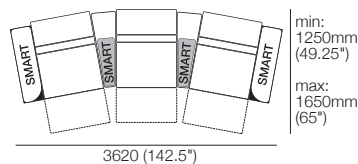
### Modules + Media Consoles: MC or MC Wedge

**RW** (Recliner + Wide Arms) | **RC** (Recliner + Compact Arms) | **SMART** (SMART Pockets™) | **Charge** (Wireless Device Charging)

**XW** (Extra Wide) | Configurations | Dimensions | Drawings with SMART components shown

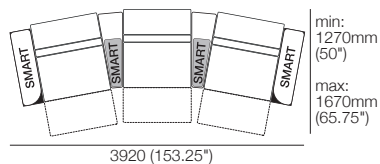
#### 3STR 800RW:

3x 800R Modules, 2x Wide Arms,  
2x MC Wedge Storage Compact SMART



#### 3STR 900RW:

3x 900R Modules, 2x Wide Arms,  
2x MC Wedge Storage Compact SMART



Effective September 2024, Nimbus V uses TouchGlide® Technology. The weight limit for the recliner mechanism used in Nimbus V is 130kg (286.5lb). The weight limit for Nimbus V footrest is 15kg (33lb). Maximum allowable subwoofer dimensions: Height: 415 (16.5") Width: 220 (8.75") Depth: 640 (25.25"). King Living has a policy of continuous improvement, changes to products and specifications may be made without prior notice. Images and drawings are representative of design only. Accessories not included.

**IMPORTANT: ALWAYS FULLY RETRACT THE FOOTREST BEFORE SITTING IN OR GETTING OUT OF THE RECLINER.** To avoid damage to your recliner, the reclining function should only be operated when you are seated in the recliner. Any open footrests, which have a 15kg (33lb) weight limit, must be closed before getting out of or into the seat. Sliding forward over the footrest to get out of the seat or getting into a fully reclined seat may cause damage to the mechanism of the recliner and can result in the sofa tipping forward in extreme cases. This built-in tipping point was specifically designed to preserve the integrity of the mechanism if too much pressure is placed on it and to avoid permanent damage. Damage caused by improper use of Recliners will not be covered under Warranty.