

K I N G



DT2021 237 ANZANA V3

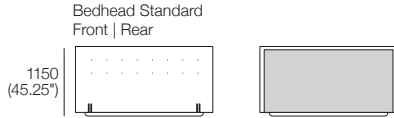
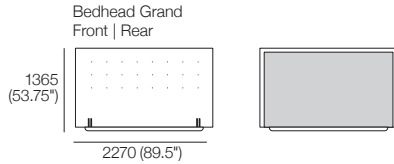
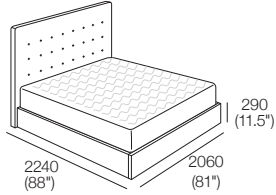
kingliving.com

Serenade Storage Bed

Serenade Storage Bed

King-US

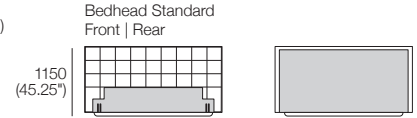
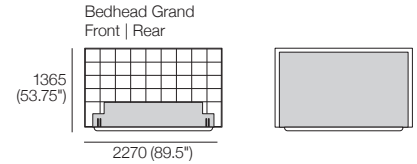
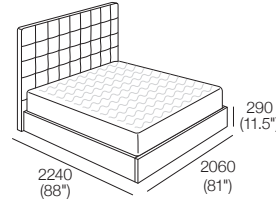
Bedbase: Timber Veneer
 Bedhead: Fabric
 Mattress Area:
 1935 (76.25") x 2030 (80")



Upholstery:
 STD (Fabric and Tricot); or
 DLX (Fabric)

King-US

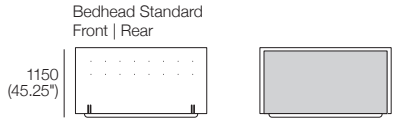
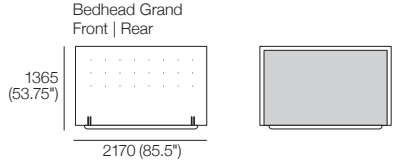
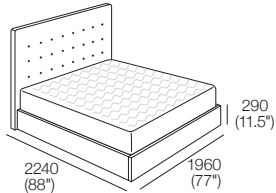
Bedbase: Timber Veneer
 Bedhead: Leather
 Mattress Area:
 1935 (76.25") x 2030 (80")



Upholstery:
 STD (Leather and Tricot)

King-AU | SuperKing-NZ

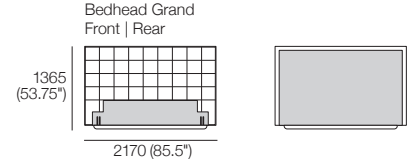
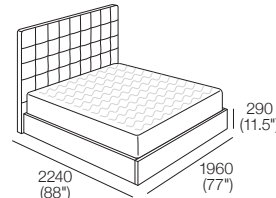
Bedbase: Timber Veneer
 Bedhead: Fabric
 Mattress Area:
 1835 (72.25") x 2030 (80")



Upholstery:
 STD (Fabric and Tricot); or
 DLX (Fabric)

King-AU | SuperKing-NZ

Bedbase: Timber Veneer
 Bedhead: Leather
 Mattress Area:
 1835 (72.25") x 2030 (80")



Upholstery:
 STD (Leather and Tricot)

King-NZ

Width Bedbase: 1785 (70.25")
 Width Bedhead: 1995 (78.5")
 Mattress Area:
 1660 (65.5") x 2030 (80")
 Other details as per King-AU

Upholstery:
 STD (Fabric and Tricot); or
 DLX (Fabric)

King-NZ

Width Bedbase: 1785 (70.25")
 Width Bedhead: 1995 (78.5")
 Mattress Area:
 1660 (65.5") x 2030 (80")
 Other details as per King-AU

Upholstery:
 STD (Leather and Tricot)

Effective July 2023. Mattress sold separately. SleepPlus Mattresses fit to size on all King Living Beds. Bed & Mattress sizes comparable in country or region as indicated: Australia (AU) | New Zealand (NZ) | North America (NA / US) | Asia (SG).
 Mattress Area dimensions provided for compatibility check. Storage Beds: Mattress Weight Range & Gas Strut Recommendation by country or region as indicated. Leather detail indicated. Upholstery options may include tricot. Deluxe upholstery option available for fabric only. King Living has a policy of continuous improvement, changes to products and specifications may be made without prior notice. Images and drawings are representative of design only. Accessories not included.

Serenade Storage Bed

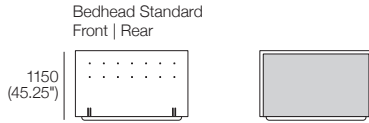
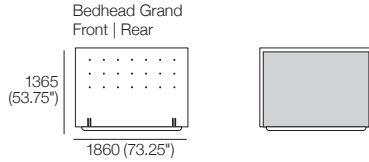
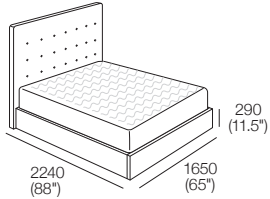
Queen-AU-NZ-NA

Bedbase: Timber Veneer

Bedhead: Fabric

Mattress Area:

1525 (60") x 2030 (80")



Upholstery:
STD (Fabric and Tricot); or
DLX (Fabric)

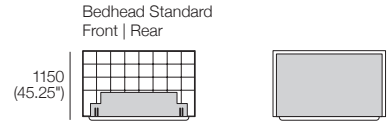
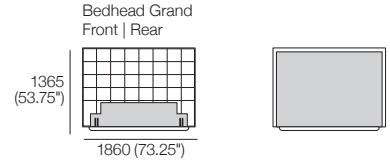
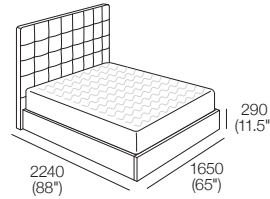
Queen-AU-NZ-NA

Bedbase: Timber Veneer

Bedhead: Leather

Mattress Area:

1525 (60") x 2030 (80")



Upholstery:
STD (Leather and Tricot)

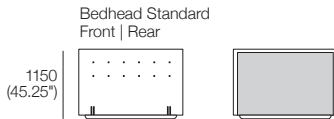
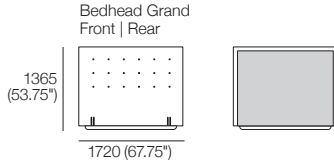
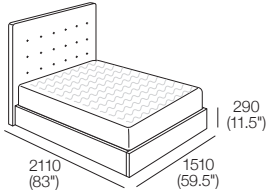
Double-AU-NZ-NA

Bedbase: Timber Veneer

Bedhead: Fabric

Mattress Area:

1385 (54.5") x 1900 (74.75")



Upholstery:
STD (Fabric and Tricot); or
DLX (Fabric)

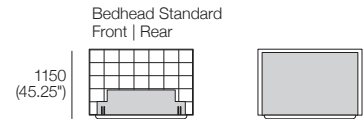
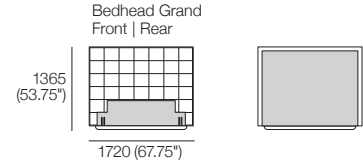
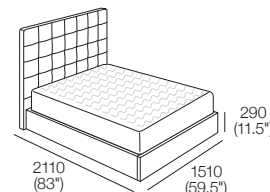
Double-AU-NZ-NA

Bedbase: Timber Veneer

Bedhead: Leather

Mattress Area:

1385 (54.5") x 1900 (74.75")



Upholstery:
STD (Leather and Tricot)

Serenade Storage Bed

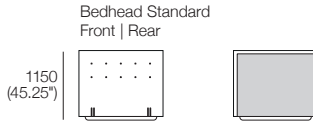
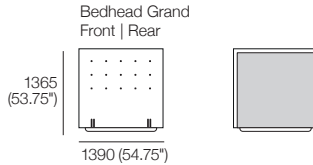
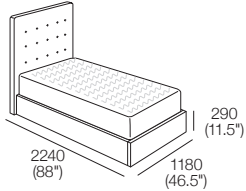
KingSingle-AU-NZ-NA

Bedbase: Timber Veneer

Bedhead: Fabric

Mattress Area:

1055 (41.5") x 2030 (80")



Upholstery:

STD (Fabric and Tricot); or
DLX (Fabric)

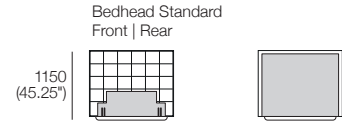
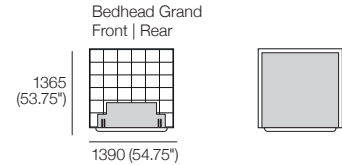
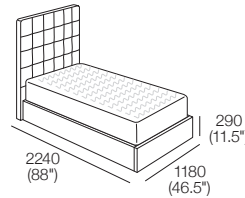
KingSingle-AU-NZ-NA

Bedbase: Timber Veneer

Bedhead: Leather

Mattress Area:


1055 (41.5") x 2030 (80")



Upholstery:

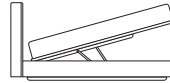
STD (Leather and Tricot)

Accessing Storage | Bed-making



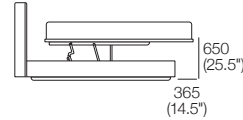
Storage

Bedbase encloses a generous storage compartment.



Storage Access

Engineered Steel Frame opens easily to access storage.



Bed-making

Engineered Steel Frame lifts further into the bed-making position and extends past the Bedbase.

Mattress Weight Limits:

If you're using an existing mattress (or a mattress from another manufacturer/supplier) with your King Living Storage Bed, please adhere to the following mattress weight capacities:

Mattress Recommended Gas Strut (N)	SleepPlus Mattress Recommended Gas Strut (N)								
	Weight Range	Gas Strut (N)	SleepPlus Mattress Guide				SleepPlus Mattress Guide		
		3000	6000	8000	9008	3000	6000	8000	9008
90-99kg (197-218lb)	2000 N	Australia New Zealand North America				North America			
80-89kg (175-196lb)	1800 N	King-AU SuperKing-NZ				King-US			
70-79kg (153-174lb)	1600 N	1000 N	1200 N	1400 N	1800 N	Asia			
60-69kg (131-152lb)	1400 N	•	1200 N	1200 N	1800 N	King-SG			
50-59kg (109-130lb)	1200 N	800 N	1000 N	1400 N	1600 N	Queen-SG			
40-49kg (86-108lb)	1000 N	800 N	800 N	•	•	SuperSingle-SG			
30-39kg (66-85lb)	800 N	800 N	800 N	•	•	800 N	800 N	800 N	1000 N
Country or Region: Australia (AU) New Zealand (NZ) North America (NA / US) Asia (SG)									

Effective July 2023. Mattress sold separately. SleepPlus Mattresses fit to size on all King Living Beds. Bed & Mattress sizes comparable in country or region as indicated: Australia (AU) | New Zealand (NZ) | North America (NA / US) | Asia (SG).

Mattress Area dimensions provided for compatibility check. Storage Beds: Mattress Weight Range & Gas Strut Recommendation by country or region as indicated. Leather detail indicated. Upholstery options may include tricot. Deluxe upholstery option available for fabric only. King Living has a policy of continuous improvement, changes to products and specifications may be made without prior notice. Images and drawings are representative of design only. Accessories not included.