

# KING



DT2021237-AU-NZ-NA-V1

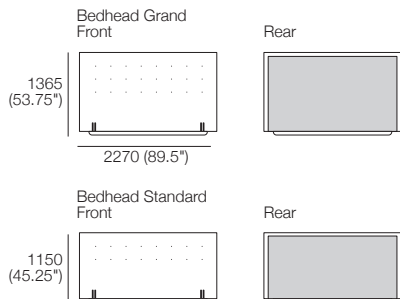
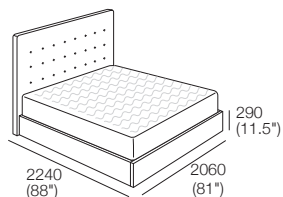
kingliving.com

## Serenade Storage Bed

# Serenade Storage Bed

## King-US

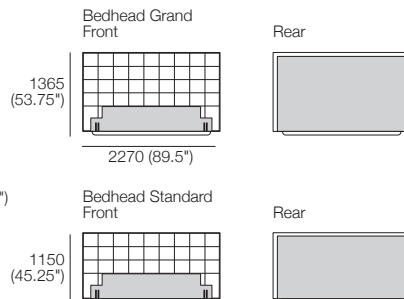
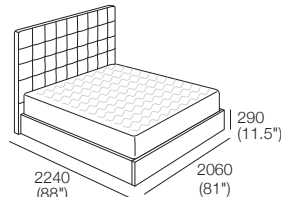
Bedbase: Timber Veneer  
Bedhead: Fabric



STD Upholstery with Tricot  
\*Deluxe Upholstery without Tricot

## King-AU

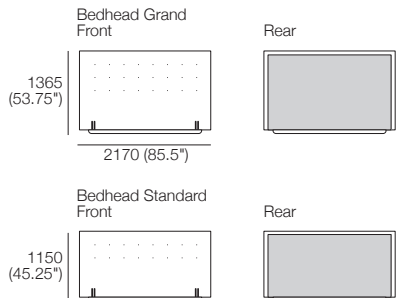
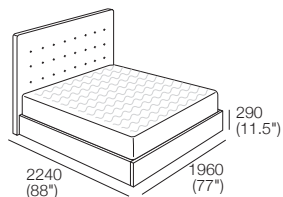
Bedbase: Timber Veneer  
Bedhead: Leather



STD Upholstery with Tricot

## King-AU | SuperKing-NZ

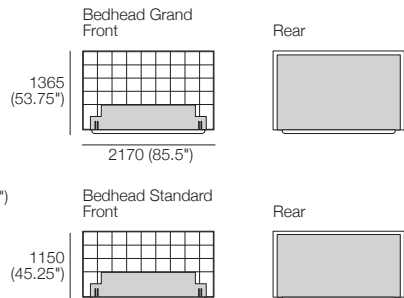
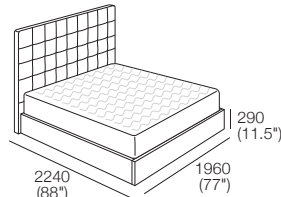
Bedbase: Timber Veneer  
Bedhead: Fabric



STD Upholstery with Tricot  
\*Deluxe Upholstery without Tricot

## King-AU | SuperKing-NZ

Bedbase: Timber Veneer  
Bedhead: Leather



STD option with Tricot

## King-NZ

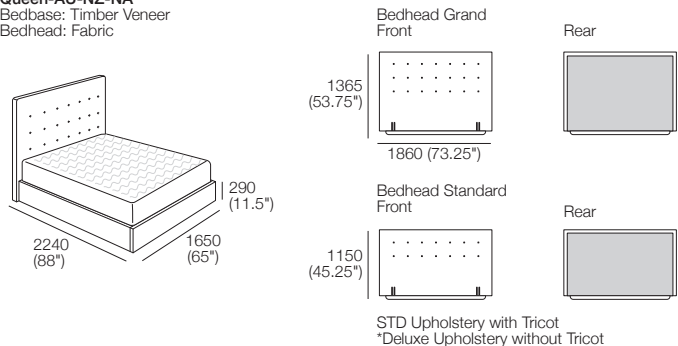
Bedhead Width: 1995 (78.5")  
Bedbase Width: 1785 (70.25")  
Other details & dimensions as per King-AU

## King-NZ

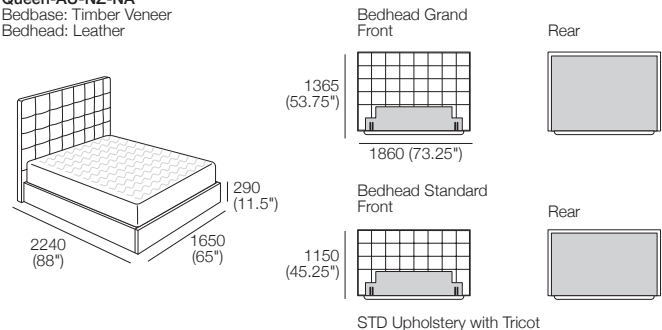
Bedhead Width: 1995 (78.5")  
Bedbase Width: 1785 (70.25")  
Other details & dimensions as per King-AU

# Serenade Storage Bed

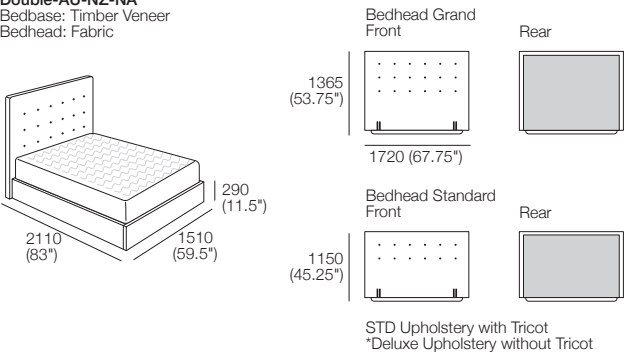
**Queen-AU-NZ-NA**  
Bedbase: Timber Veneer  
Bedhead: Fabric



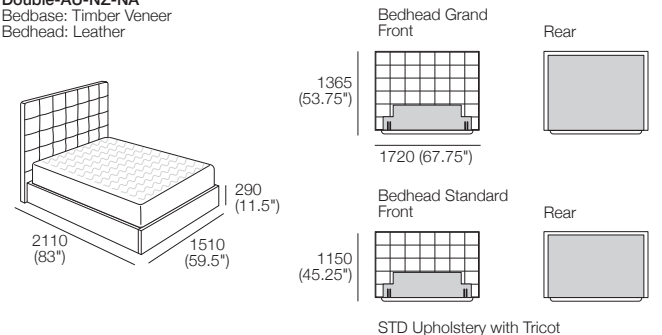
**Queen-AU-NZ-NA**  
Bedbase: Timber Veneer  
Bedhead: Leather



**Double-AU-NZ-NA**  
Bedbase: Timber Veneer  
Bedhead: Fabric



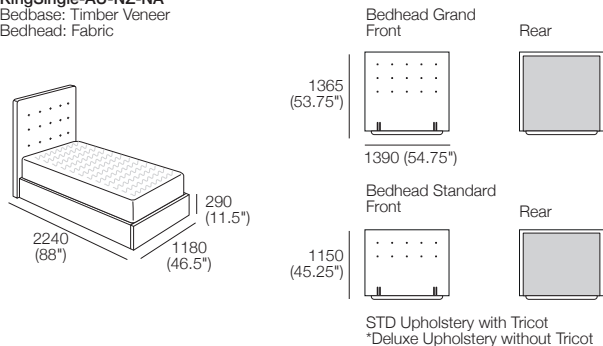
**Double-AU-NZ-NA**  
Bedbase: Timber Veneer  
Bedhead: Leather



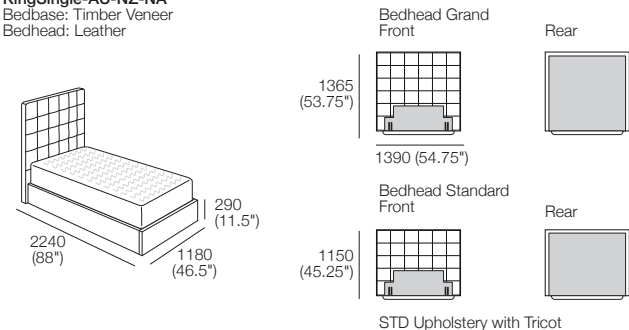
Effective January 2022. Mattress sold separately. Bed and Mattress sizes compatible in country or region as indicated. Some upholstery includes tricot (indicated by grey on Bedheads). \*Deluxe upholstery available in Fabric only. Leather detail indicated. As King Living has a policy of continuous improvement, changes to products and specifications may be made without prior notice. Images and drawings are representative of design only. Accessories not included.

# Serenade Storage Bed


**KingSingle-AU-NZ-NA**  
Bedbase: Timber Veneer  
Bedhead: Fabric



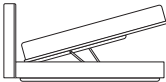
**KingSingle-AU-NZ-NA**  
Bedbase: Timber Veneer  
Bedhead: Leather



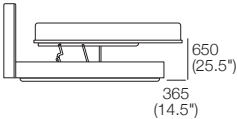
## Accessing Storage | Bed-making



**Storage**  
Bedbase encloses a generous storage compartment.



**Storage Access**  
Engineered Steel Frame opens easily to access storage.



**Bed-making**  
Engineered Steel Frame lifts further into the bed-making position and extends past the Bedbase.

## Mattress Weight Limits:

If you're using an existing mattress (or a mattress from another manufacturer/supplier) with your King Living Storage Bed, please adhere to the following mattress weight capacities:

Mattress   Recommended Gas Strut (N)		SleepPlus Mattress   Recommended Gas Strut (N)																			
Weight Range	Gas Strut (N)	SleepPlus Mattress Guide				3000	6000	8000	9008	SleepPlus Mattress Guide				3000	6000	8000	9008				
90-99kg (197-218lb)	2000 N	Australia   New Zealand   North America								North America											
80-89kg (175-196lb)	1800 N	King-AU   SuperKing-NZ				1000 N	1200 N	1400 N	1800 N	King-US				1000 N	1400 N	1400 N	2000 N				
70-79kg (153-174lb)	1600 N	King-NZ				•	1200 N	1200 N	1800 N	Asia   Singapore											
60-69kg (131-152lb)	1400 N	Queen-AU-NZ-NA				800 N	1000 N	1400 N	1600 N	King-SG								1000 N	1200 N	1200 N	1600 N
50-59kg (109-130lb)	1200 N	Double-AU-NZ-NA				800 N	800 N	•	•	Queen-SG								800 N	1000 N	1200 N	1400 N
40-49kg (86-108lb)	1000 N	KingSingle-AU-NZ-NA				800 N	800 N	•	•	SuperSingle-SG								800 N	800 N	800 N	1000 N
30-39kg (66-85lb)	800 N	Country or Region: Australia (AU)   New Zealand (NZ)   North America (NA)   United States (US)   Asia & Singapore (SG)   United Kingdom (UK)																			

Effective January 2022. Mattress sold separately. Bed and Mattress sizes compatible in country or region as indicated. Some upholstery includes tricot (indicated by grey on Bedheads). \*Deluxe upholstery available in Fabric only. Leather detail indicated. As King Living has a policy of continuous improvement, changes to products and specifications may be made without prior notice. Images and drawings are representative of design only. Accessories not included.