

K I N G

DT2023114-V3

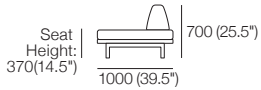
kingliving.com

Plateau Outdoor Sofa

Plateau Outdoor

PlateauO Sofa

General Side/End View



Ottoman 1000-1000

1x P1000-D1000, 1x C1000-D1000

Top View



Front View



Side View

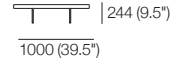


Seat Height:
370 (14.5")

Coffee Table

1x P1000-D1000,
1x Coffee Table Insert 950-D950

Top View



Single Seat

1x P1000-D1000, 1x C1000-D1000,
1x Omni Positional Back B850

Top View



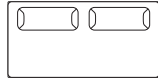
Front View



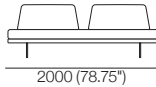
2-Seater

1x P2000-D1000, 1x C2000-D1000,
2x Omni Positional Back B850

Top View



Front View

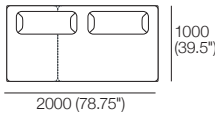


2-Seater Sunlounge

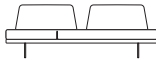
1x P2000-D1000, 1x C2000-D1000 Sunlounge, 2x Omni Positional Back B850
Configurations: 2-Seater | Sunlounge*

Configuration: 2 Seater | Sunlounge*

Top View



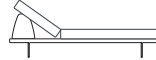
Front View



Top View



Side View



End View

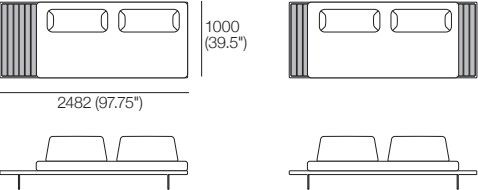


Plateau Outdoor

2-Seater with Shelves

1x P2480-D1000, 1x C2000-D1000, 2x Omni Positional Back B850, 2x Shelf Inserts
 Shelf Configurations:

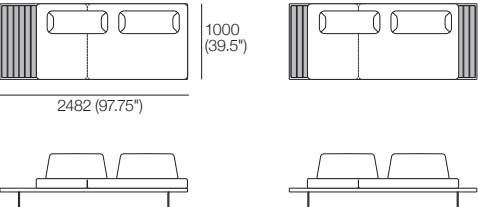
Shelf Configurations:
 Left (or Right) | Left & Right



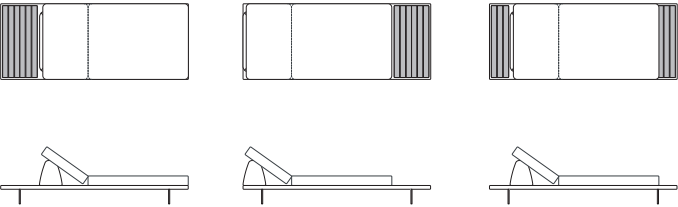
2-Seater Sunlounge with Shelves

1x P2480-D1000, 1x C2000-D1000 Sunlounge, 2x Omni Positional Back B850, 2x Shelf Inserts
 Configurations: 2-Seater | Sunlounge*:

2-Seater
 Shelves: Left (or Right) | Left & Right



Sunlounge*
 Shelves: Left (or Right) | Left & Right



End View

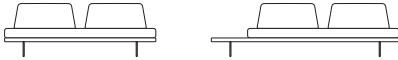


Effective December 2023. *Sunlounge Cushion should be returned to its flat position when not in use. King Living has a policy of continuous improvement, changes to products and specifications may be made without prior notice. Images and drawings are representative of design only. Accessories not included.

Plateau Outdoor

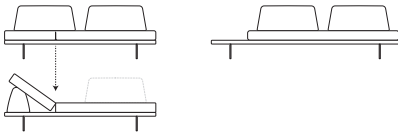
Package A

(2x STD Seat Cushions)
 1x P2480-D1000, 1x P2000-D1000, 2x C2000-D1000,
 4x Omni Positional Back B850, 2x Shelf Inserts



Package B

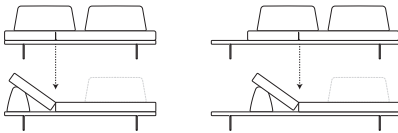
(1x STD Seat Cushion + 1x Sunlounge Seat Cushion)
 1x P2480-D1000, 1x P2000-D1000, 1x C2000-D1000,
 1x C2000-D1000 Sunlounge, 4x Omni Positional Back B850,
 2x Shelf Inserts



Sunlounge Configuration

Package C

(2x Sunlounge Seat Cushion)
 1x P2480-D1000, 1x P2000-D1000,
 2x C2000-D1000 Sunlounge
 4x Omni Positional Back B850, 2x Shelf Inserts



Sunlounge Configuration

Sunlounge Configuration

Package Configurations:

These configurations are applicable to packages: A, B, and C.

